


Description

- Operation mode and max sensing range:
Thru beam: 0-70 m
Diffuse proximity: 0-5 m
- 230 V ac, 115 V ac, 24 V ac or 24 V dc supply voltage
- Manual sensitivity adjustment
- Sensor LED-drive
- Automatic sensor test
- Adjustable on/off time delay
- 1 relay and/or 1 transistor output
- Switch selectable light or dark function
- Switch selectable long or short range
- Power, output and signal level indicators
- 11-pole DIN socket connection





The PA 11 is to be used in conjunction with a set of remote transmitter LT and receiver LR from the series 100, 110 and 120.

This amplifier series offers manual sensitivity adjustment via integral potentiometers located on the front panel of the amplifier. Output can be selected from either a relay and NPN or NPN and PNP transistor outputs with or without a 0-10 sec on/off time delay. Light or dark function and long or short range is switch selectable.

The microprocessor controlled sensor test ensures that the system will automatically detect and indicate a faulty transmitter or receiver – cable break or electrical failure – during operation, through the relevant LED located on the front panel. The sensor LED drive powers the optional monitor LEDs available on the remote sensors – output (LT) and power (LR).

Technical Data	
Supply voltage	24 V dc, 24 V ac, 115 V ac or 230 V ac
Voltage tolerance	+/- 15 %
Power consumption	Max. 3,5 VA
Output	Relay Transistor
	1 open / 1 close, 250 V ac / 3 A, 120 V ac / 5 A
	60 mA / 30 V dc
Power on indicator	Green LED
Output indicator	Yellow LED
Signal level indicator	Green LED
LR sensor failure indicator	Red LED
LT sensor failure indicator	Red LED
Sensor monitor LED drive	The green monitor LED on the receiver indicates 'Power ON' The yellow monitor LED on the transmitter indicates 'PA 11 output activated'
Hysteresis	Approx. 45 %
Operation frequency	20 Hz
Response time t_{ON} / t_{OFF}	35 ms / 35 ms
Delay t_{ON} / t_{OFF}	PA 11 A
	Adjustable 0 – 10 sec
Housing material	Noryl

Environmental Data	
Temperature, operation	-10 to +50 °C
Temperature, storage	-40 to +80 °C
Sealing class	IP 40
Approvals	CE  

Available Types

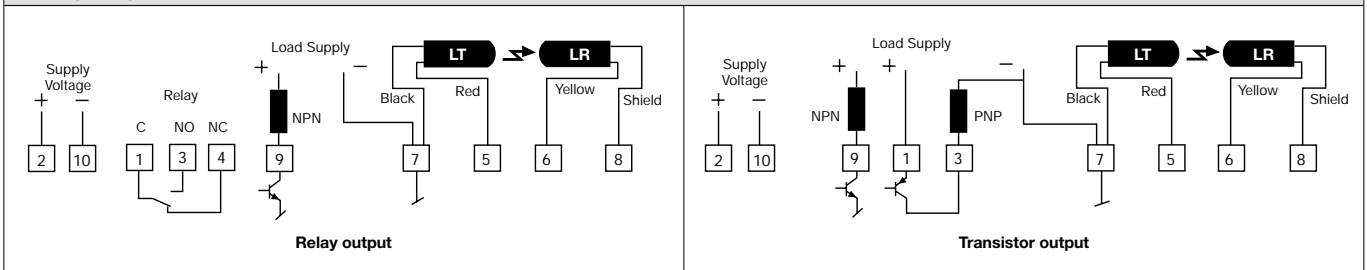
Model	Connection	Supply Voltage	24 V dc	24 V ac	115 V ac	230 V ac
		Output	Order Reference			
PA 11 A On/Off delay	11-pole DIN socket	Relay and NPN	PA 11 A 303T	PA 11 A 302T	PA 11 A 301T	PA 11 A 300T
		NPN and PNP	PA 11 A 403T	PA 11 A 402T	PA 11 A 401T	PA 11 A 400T
PA 11 B		Relay and NPN	PA 11 B 303T	PA 11 B 302T	PA 11 B 301T	PA 11 B 300T
		NPN and PNP	PA 11 B 403T	PA 11 B 402T	PA 11 B 401T	PA 11 B 400T

Note: Remote sensors and 11-pole DIN socket to be ordered separately.

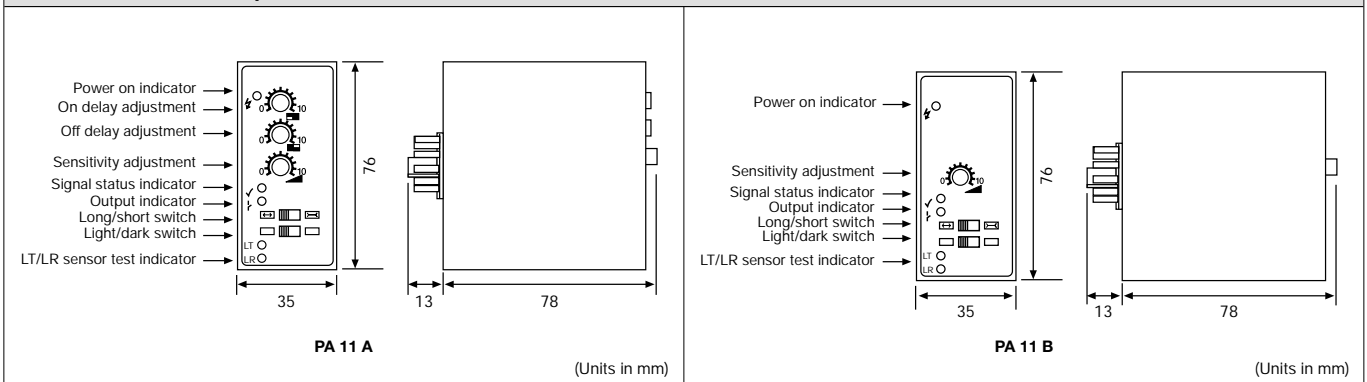
Applicable Remote Sensors and Ranges

Series	Thru Beam	Diffuse Proximity
100	18 m	1,1 m
110	40 m	2 m
120	70 m	5 m

Wiring Diagrams



Dimensions and Descriptions



Telco reserves the right to change specifications without notice.